

Scaled data based on original data using  
LM-79-08 Approved Method: Electrical and Photometric Measurements of Solid-  
State Lighting Products

Test Report Prepared for  
Cooper Lighting Solutions  
(formerly Eaton)

Brand: McGRAW-EDISON

Report Number: P938933

Luminaire Tested: **GALN-SB1B-750-U-T1**

Issue Date: 1/21/2025

**Test Information**

Test Method: LM-79-08  
Report Number: P938933  
TEST IS SCALED FROM IESNA LM-79-08 TEST DATA (G2-2405-108-2)  
Test Lab: INNOVATION CENTER  
Issue Date: 1/21/2025  
Manufacturer: COOPER LIGHTING SOLUTIONS (FORMERLY EATON)  
Product Line: McGRAW-EDISON  
Catalog Number: GALN-SB1B-750-U-T1  
Description: GALLEON AREA AND ROADWAY HIGH DENSITY LED LUMINAIRE  
(1) 70 CRI, 5000K, 450mA LIGHTSQUARE WITH 26 LEDS AND TYPE I OPTICS  
Light Source: -  
Ballast/Driver: -

**Summary**

Lumens per Lamp: N/A  
Luminaire Lumens: 5895 lumens  
Efficiency: N/A  
Efficacy: 148.1 lumens/watt  
Luminous Opening: Rectangular (W 0.5' x L: 0.5' x H: 0')  
IES Classification: Type I - Short  
BUG Rating: B3 - U0 - G3

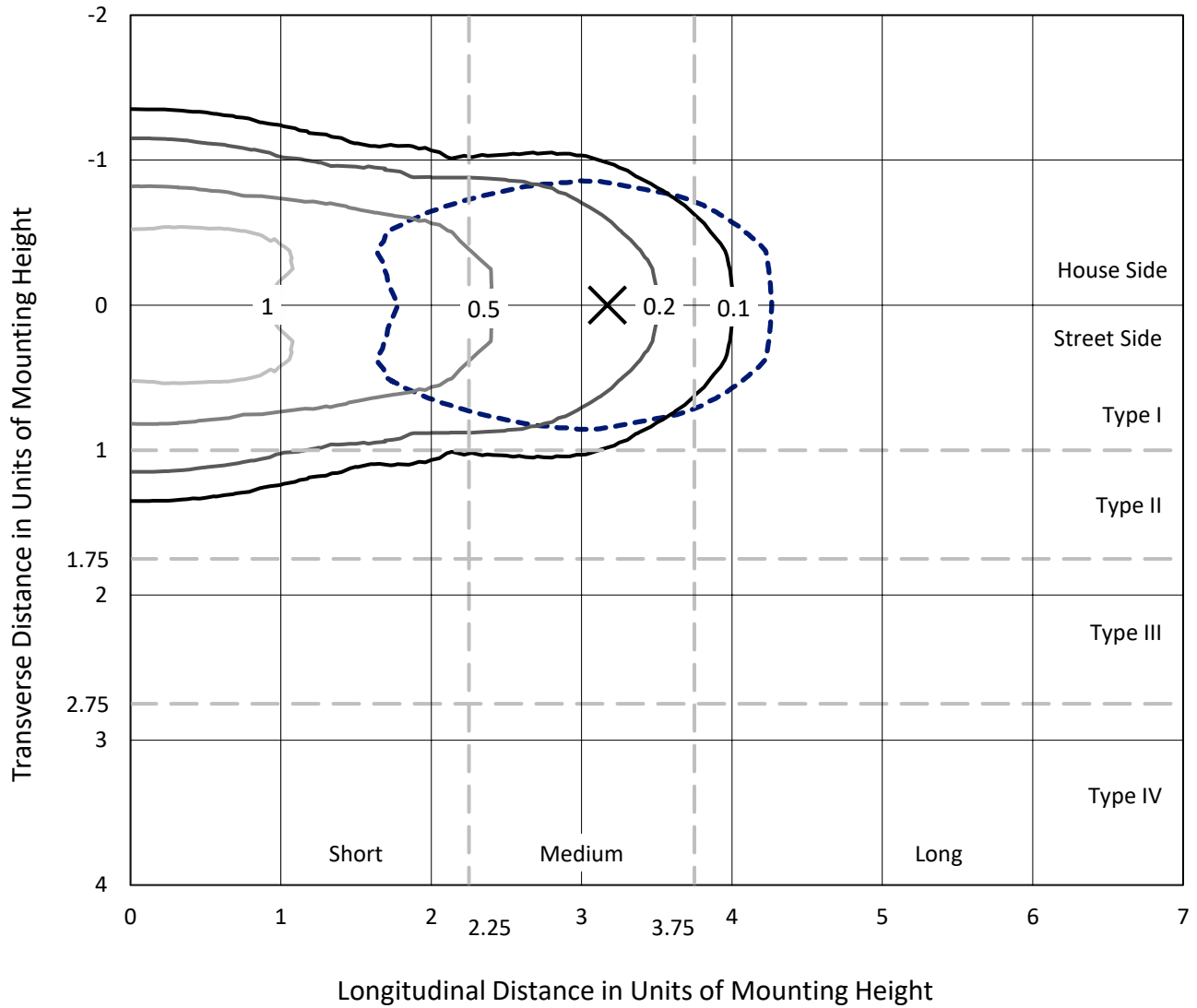
Input Watts (W): 39.8  
Input Voltage (V): NR  
Input Current (Ain): NR  
Voltage Rise (V): NR  
Power Factor: NR  
Total Harmonic Distortion (THDi): NR  
Frequency (hertz): 60  
Stabilization Time: NR  
Operation Time: NR  
Ambient Temperature (°C): NR  
Test Distance: 24 FT



REPORT NUMBER: P938933  
 CATALOG NUMBER: GALN-SB1B-750-U-T1

### Iso-Footcandle Lines of Horizontal Illumination

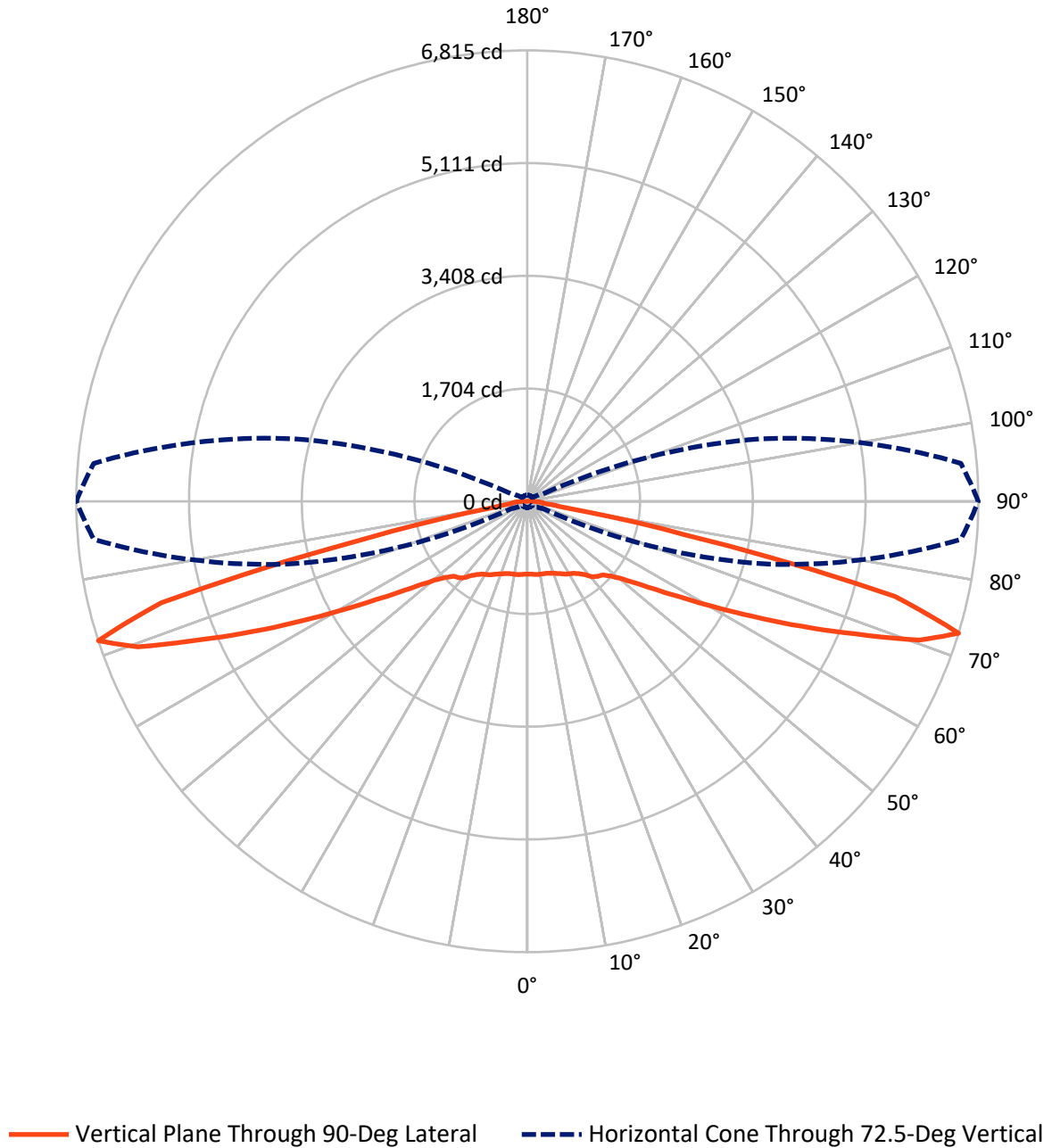
× Max cd  
 - - - 1/2 Max cd



Based on 25 foot mounting height. Maximum calculated value = 1.8 fc  
 Type I - Short - N/A

REPORT NUMBER: P938933  
CATALOG NUMBER: GALN-SB1B-750-U-T1

### Luminous Intensity Polar Plot



REPORT NUMBER: P938933  
 CATALOG NUMBER: GALN-SB1B-750-U-T1

**FLUX DISTRIBUTION:**

		Downward	Upward	Total
<b>House Side</b>	Lumens	2947.5	0.0	2947.5
	% Fixture	50.0	0.0	50.0
<b>Street Side</b>	Lumens	2947.5	0.0	2947.5
	% Fixture	50.0	0.0	50.0
<b>Total</b>	Lumens	5895.0	0.0	5895.0
	% Fixture	100.0	0.0	100.0

**ZONAL LUMENS:**

Zone	Lumens	% Fixture
0°-10°	106.8	1.8
10°-20°	326.6	5.5
20°-30°	544.5	9.2
30°-40°	748.9	12.7
40°-50°	914.6	15.5
50°-60°	1057.9	17.9
60°-70°	1261.3	21.4
70°-80°	880.3	14.9
80°-90°	54.1	0.9
90°-100°	0.0	0.0
100°-110°	0.0	0.0
110°-120°	0.0	0.0
120°-130°	0.0	0.0
130°-140°	0.0	0.0
140°-150°	0.0	0.0
150°-160°	0.0	0.0
160°-170°	0.0	0.0
170°-180°	0.0	0.0
0°-90°	5895.0	100.0
0°-180°	5895.0	100.0

**Coefficient of Utilization**



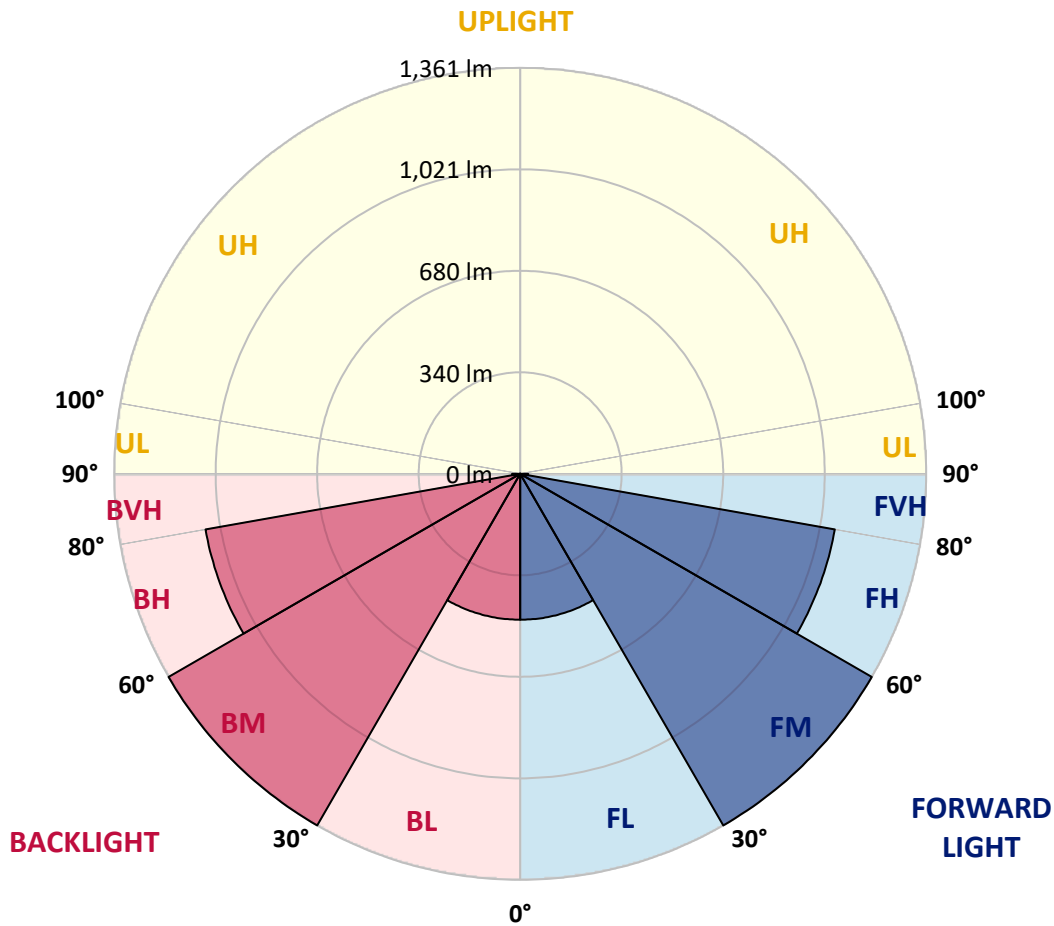
REPORT NUMBER: P938933  
 CATALOG NUMBER: GALN-SB1B-750-U-T1

**LUMINAIRE CLASSIFICATION SYSTEM LUMEN TABLE AND BUG RATING:**

Zone	Lumens	% Fixture	Zone Rating/Lumen Limit		
			B	U	G
FL (0°-30°)	489.0	8.3			
FM (30°-60°)	1360.7	23.1			
FH (60°-80°)	1070.8	18.2			G1/1800
FVH (80°-90°)	27.0	0.5			G1/100
BL (0°-30°)	489.0	8.3	B1/500		
BM (30°-60°)	1360.7	23.1	B2/2500		
BH (60°-80°)	1070.8	18.2	B3/2500		G3/2500
BVH (80°-90°)	27.0	0.5			G1/100
UL (90°-100°)	0.0	0.0		U0/0	
UH (100°-180°)	0.0	0.0		U0/0	

**BUG Rating: B3-U0-G3**

Type I Short



REPORT NUMBER: P938933

CATALOG NUMBER: GALN-SB1B-750-U-T1

**CANDELA DISTRIBUTION (FULL):**

	0°	5°	15°	25°	35°	45°	55°	65°	75°	85°
0°	1101.5	1101.5	1101.5	1101.5	1101.5	1101.5	1101.5	1101.5	1101.5	1101.5
2.5°	1102.5	1103.7	1103.7	1102.8	1105.0	1103.1	1103.1	1102.2	1103.1	1102.2
5°	1108.1	1109.7	1110.3	1110.0	1112.8	1111.3	1111.3	1110.0	1110.3	1109.4
7.5°	1118.8	1121.0	1122.2	1123.8	1127.9	1126.0	1124.7	1121.0	1119.4	1116.9
10°	1122.2	1124.7	1128.8	1136.9	1146.3	1146.7	1142.9	1133.5	1126.3	1120.7
12.5°	1111.6	1115.0	1123.5	1140.1	1161.1	1169.5	1163.6	1147.9	1133.8	1123.8
15°	1098.1	1101.9	1114.7	1139.8	1170.8	1190.5	1189.9	1169.2	1146.7	1131.0
17.5°	1077.1	1080.9	1099.3	1134.4	1178.3	1210.9	1219.7	1198.4	1166.7	1145.7
20°	1039.2	1042.6	1068.3	1117.5	1180.8	1232.5	1255.4	1236.6	1197.1	1168.6
22.5°	990.0	995.3	1025.4	1088.4	1174.9	1255.1	1296.1	1283.3	1232.5	1193.0
25°	937.4	943.0	978.1	1052.7	1159.5	1271.3	1344.3	1336.2	1272.6	1223.4
27.5°	891.9	897.9	936.1	1017.3	1135.7	1277.6	1392.0	1396.0	1321.2	1256.9
30°	856.2	861.9	902.6	988.8	1105.0	1271.3	1433.6	1461.8	1370.7	1286.1
32.5°	817.1	824.3	867.2	954.0	1068.6	1256.3	1470.0	1532.9	1428.0	1317.4
35°	767.6	774.2	819.3	906.4	1021.0	1232.2	1500.4	1611.9	1510.1	1365.0
37.5°	707.4	713.7	758.5	846.8	973.7	1198.4	1523.6	1700.9	1607.8	1433.6
40°	647.0	652.9	694.9	780.4	917.0	1155.1	1531.7	1788.0	1720.0	1527.9
42.5°	591.5	596.8	635.4	714.9	853.4	1100.0	1521.0	1863.8	1820.6	1593.7
45°	540.4	545.1	579.3	653.5	787.3	1032.9	1489.1	1945.2	1940.2	1640.7
47.5°	482.2	486.9	522.3	594.0	721.2	954.3	1434.9	2025.4	2106.6	1747.2
50°	411.0	415.1	451.5	525.4	652.6	870.6	1359.7	2088.4	2316.5	1908.6
52.5°	326.8	331.2	366.6	440.5	571.1	780.7	1260.7	2129.5	2559.0	2144.2
55°	243.1	246.2	277.0	343.4	470.3	678.3	1136.6	2141.1	2834.1	2466.3
57.5°	176.4	178.3	198.0	247.5	356.5	550.1	985.9	2111.0	3161.5	2879.2
60°	142.9	143.5	149.4	171.4	247.8	405.4	803.9	2007.6	3516.7	3411.5
62.5°	129.7	129.7	131.3	137.2	167.6	267.6	583.7	1793.3	3897.7	4084.1
65°	120.6	120.6	121.2	124.1	132.2	170.4	368.4	1444.3	4218.8	4872.0
67.5°	112.5	112.8	112.5	113.4	118.1	125.9	213.7	997.5	4391.8	5688.5
70°	104.0	104.6	103.1	103.1	106.8	107.1	133.8	547.0	4248.3	6372.7
72.5°	94.0	94.9	92.4	91.8	94.6	93.4	100.6	262.5	3647.4	6577.0
75°	85.2	86.5	80.8	79.3	79.3	78.3	81.8	134.7	2367.3	5365.2
77.5°	77.4	79.9	70.8	65.8	64.5	61.7	66.7	82.4	1035.4	2518.9
80°	63.9	67.4	58.3	52.3	50.1	47.0	52.6	57.6	308.0	584.9
82.5°	47.6	49.2	41.4	37.3	35.4	33.2	39.5	40.1	100.3	207.1
85°	30.4	31.0	25.4	21.9	21.0	20.1	25.1	21.9	38.2	152.3
87.5°	10.7	12.2	9.7	8.8	9.4	7.8	11.6	6.6	10.7	107.5
90°	0.0	0.0	0.0	0.0	0.0	0.0	0.0	0.0	0.0	0.0

(END C

90°

1101.5  
1102.2  
1109.4  
1116.9  
1119.7  
1122.2  
1128.5  
1142.3  
1163.3  
1185.8  
1213.4  
1246.3  
1270.7  
1298.0  
1343.4  
1404.8  
1497.2  
1554.3  
1587.5  
1685.8  
1831.5  
2049.3  
2347.5  
2729.7  
3223.2  
3831.9  
4553.1  
5344.2  
6282.2  
6815.1  
5738.6  
2466.6  
560.2  
234.0  
221.2  
133.2  
0.0

OF REPORT)